

NOME _____ COGNOME _____

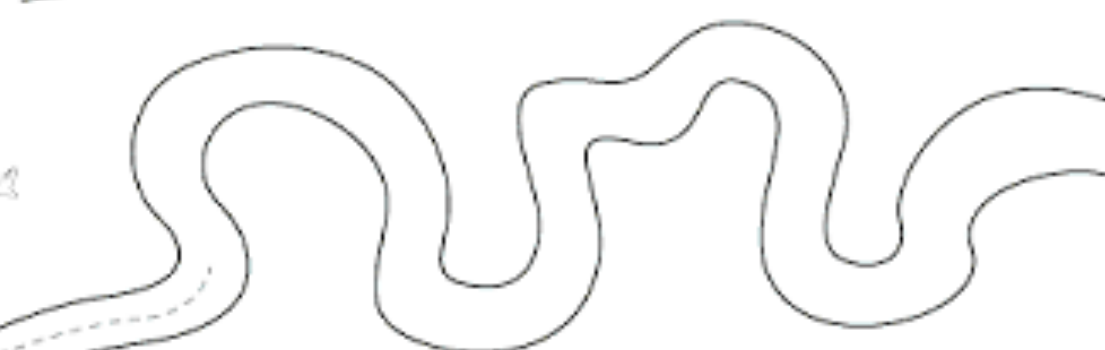
TUTTI AL MARE!

- 1** OSSERVA L'IMMAGINE CON ATTENZIONE E SPIEGA A VOCE TUTTO QUELLO CHE VEDI.



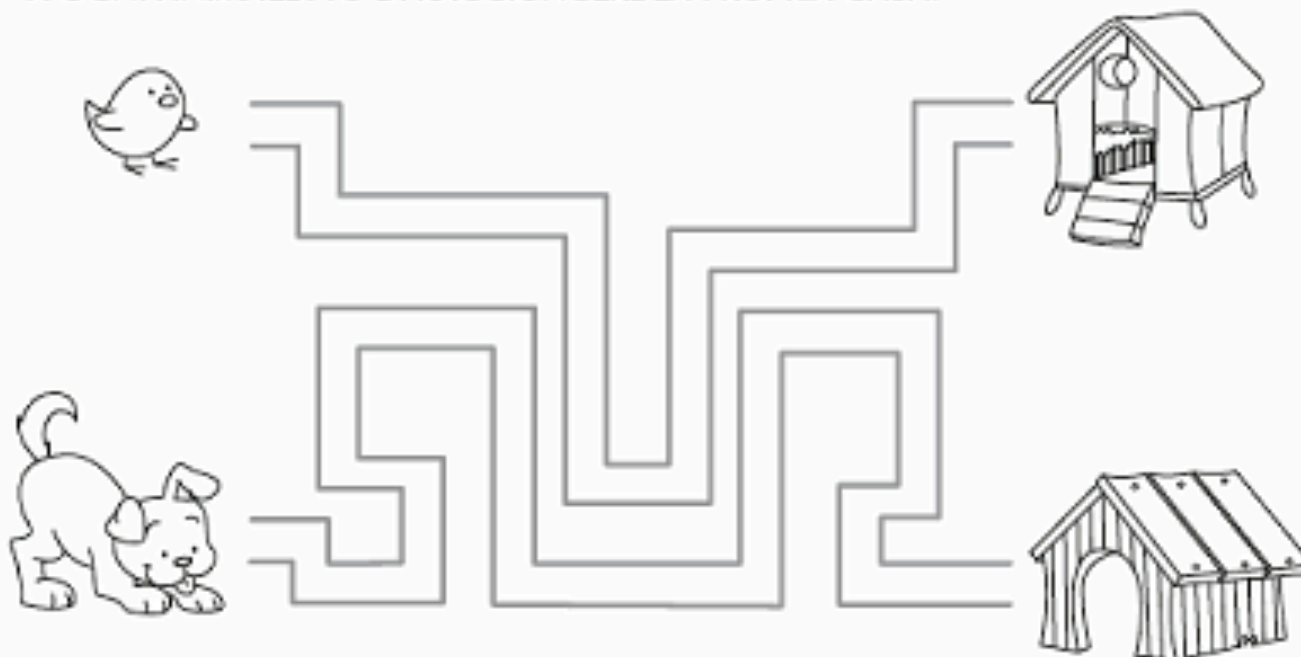
PERCORSI ACROBATICI!

1 RIPASSA E CONTINUA LE LINEE ALL'INTERNO DEI PERCORSI.



PERCORSI

- 1** TRACCIA CON COLORI DIVERSI I PERCORSI CHE PERMETTONO A OGNI ANIMALETTO DI RAGGIUNGERE LA PROPRIA CASA.

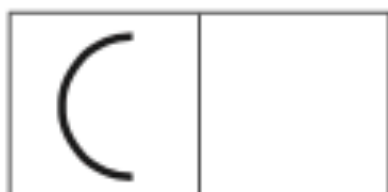
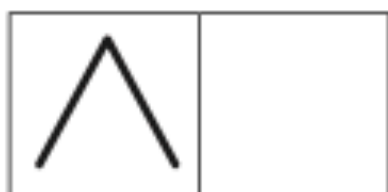
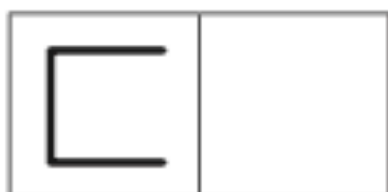

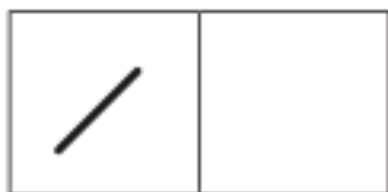


- 2** TRACCIA CON COLORI DIVERSI I PERCORSI DEGLI ANIMALETTI PER ARRIVARE ALLA MELA. QUALE ANIMALETTO RIESCE A RAGGIUNGERLA?



SEGNI E FORME

1 OSSERVA I SEGNI E COPIALI NELLA CASELLA VUOTA.



RITMI

SCOPRI LA REGOLA, CONTINUA E COLORA COME PREFERISCI.

1

2

3

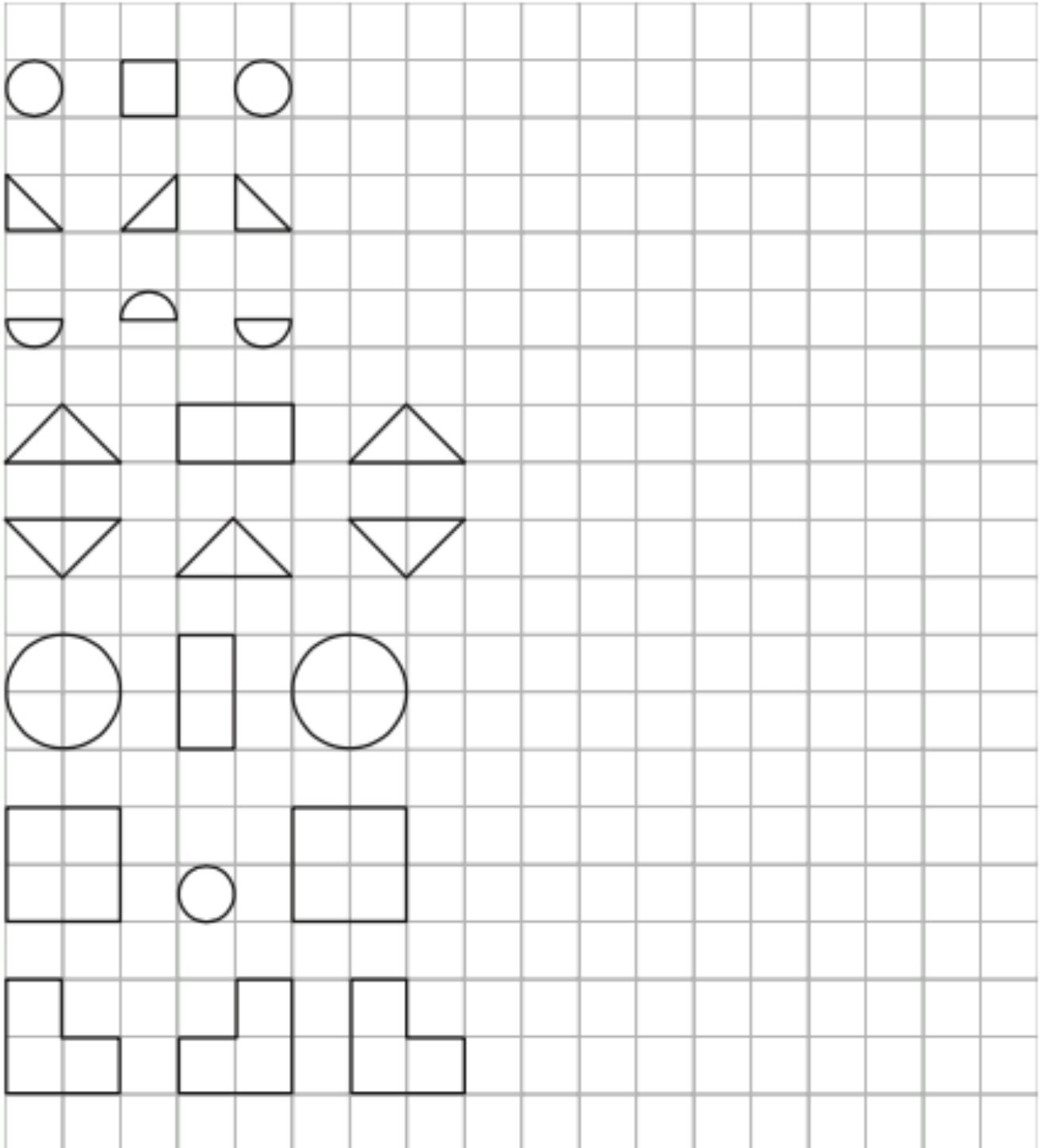
4

5

6

... CONTINUO E COLORO

1 COMPLETA LE SEQUENZE E COLORA CON DUE TINTE A TUA SCELTA.



CAMMINA E CAMMINA...

1 RIPASSA E CONTINUA LE LINEE.

The grid contains the following tracing paths:

- Row 1: A ladybug on the left. A dashed square path starting from the top-left corner of the grid, moving right, then down, then right, then down.
- Row 2: An ant on the left. A dashed zigzag path starting from the top-left corner, moving down-right, then up-right, then down-right.
- Row 3: A bee on the left. A dashed zigzag path starting from the top-left corner, moving down-right, then up-right, then down-right.
- Row 4: A beetle on the left. A dashed square path starting from the top-left corner, moving right, then down, then right, then down.
- Row 5: A caterpillar on the left. A dashed zigzag path starting from the top-left corner, moving down-right, then up-right, then down-right.
- Row 6: A worm on the left. A dashed zigzag path starting from the top-left corner, moving down-right, then up-right, then down-right.
- Row 7: A spider on the left. A dashed zigzag path starting from the top-left corner, moving down-right, then up-right, then down-right, then up-right, then down-right.

SALTA E SALTA...

1 RIPASSA E CONTINUA LE LINEE.

The image shows a grid-based tracing exercise. It consists of five rows, each starting with a cartoon illustration of a child performing a different jumping activity, followed by a dashed line pattern for tracing. The patterns are: 1. A child with a basket and a dashed figure-eight shape. 2. A child jumping rope and a dashed figure-eight shape. 3. A child in a dress and a dashed wave shape. 4. A child in a leotard and a dashed figure-eight shape. 5. A child with a hula hoop and a dashed wave shape.

•• VICINO, LONTANO ••

1 DISEGNA:

► UNA  VICINO ●● AL MARE.

► UN  LONTANO ● ● DAL MARE.



2 COLORA:


► DI ROSSO LE  VICINO ●● ALLE SDRAIO.

► DI GIALLO LE  LONTANO ● ● DALLE SDRAIO.


↑ IN ALTO, IN BASSO ↓

1 COLORA:

▶ LA  IN ALTO ↑.




▶ LO  IN BASSO ↓.



2 DISEGNA:


▶ UN  IN ALTO ↑.

▶ UN  IN BASSO ↓.



▶ UN  IN ALTO ↑.


▶ UN  IN BASSO ↓.



● SOPRA, SOTTO ●

1 COLORA:

► IL  SOPRA  IL TAVOLO.



► IL  SOTTO  IL LETTO.



2 DISEGNA:

► UNA  SOPRA  LO SGABELLO.




► UNA  SOTTO  L'OMBRELLO.



DAVANTI, DIETRO

1 COLORA:

IL  DAVANTI
ALLA PANCHINA.




L'  DIETRO
ALLA CASA.




2 DISEGNA:

UN  DAVANTI
AL GATTO.

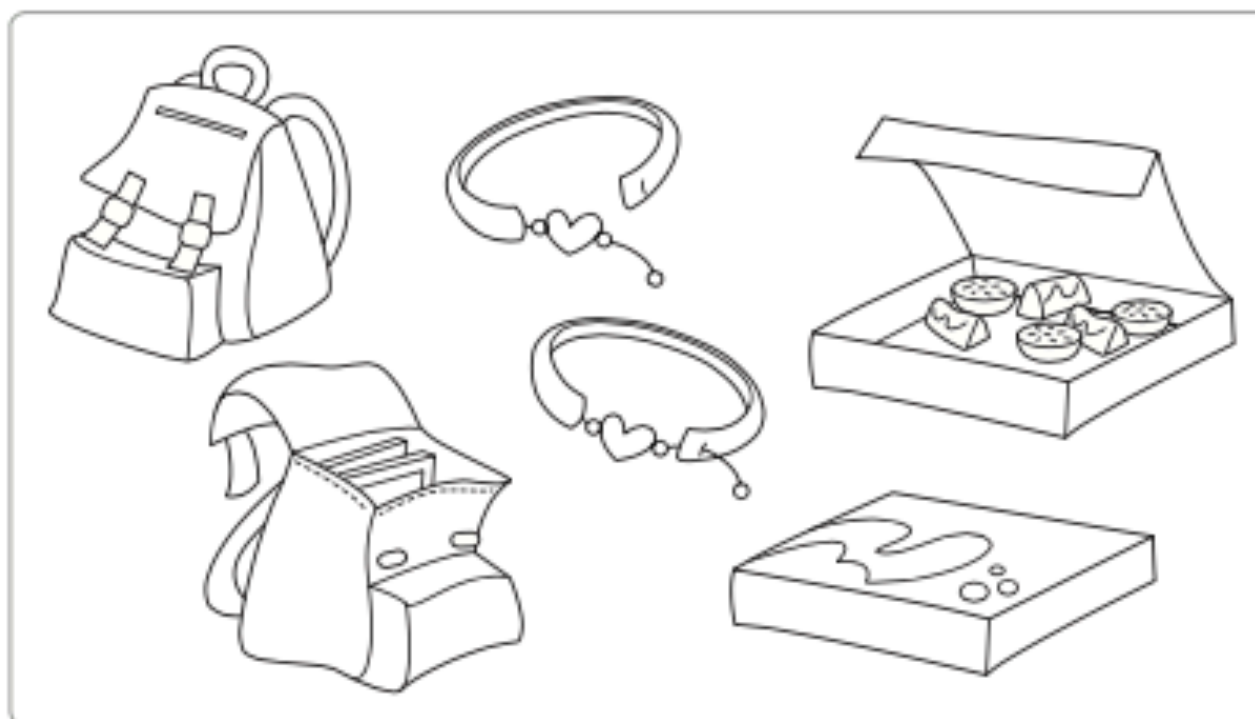


TANTI  DIETRO
ALLA GALLINA.

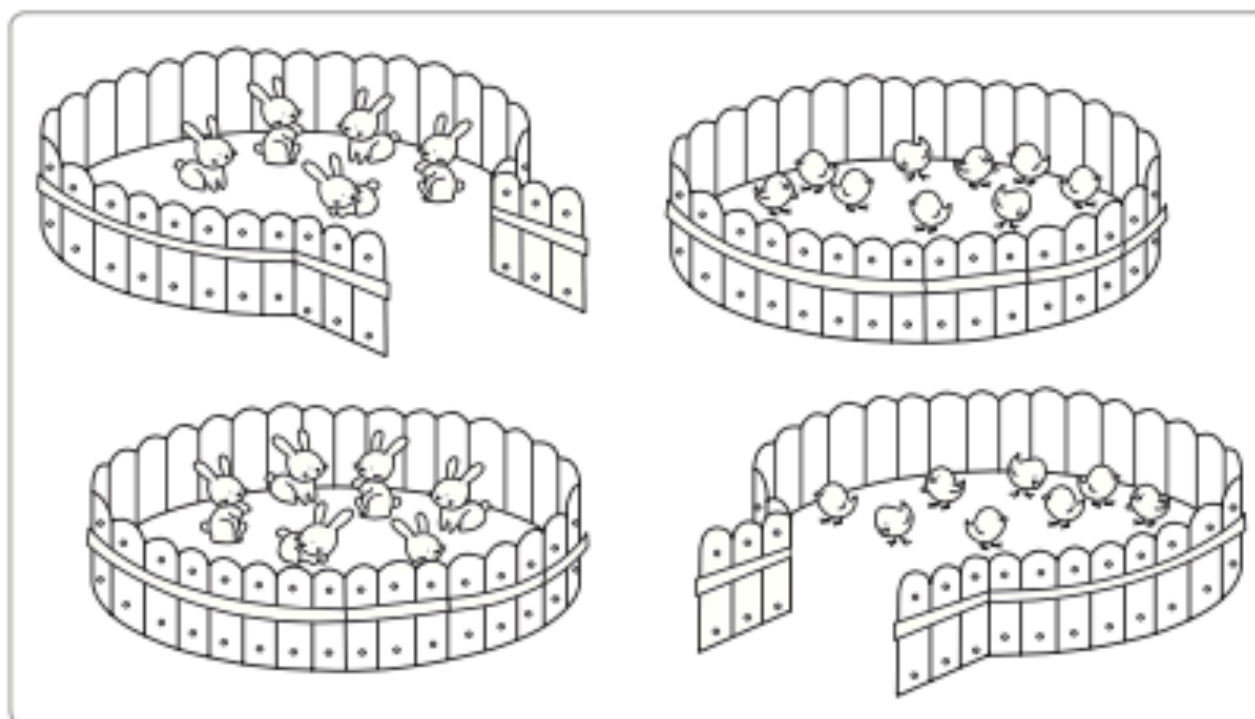


○ APERTO, CHIUSO ○

1 COLORA SOLO CIÒ CHE È APERTO ○.



2 COLORA SOLO I RECINTI CHIUSI ○.



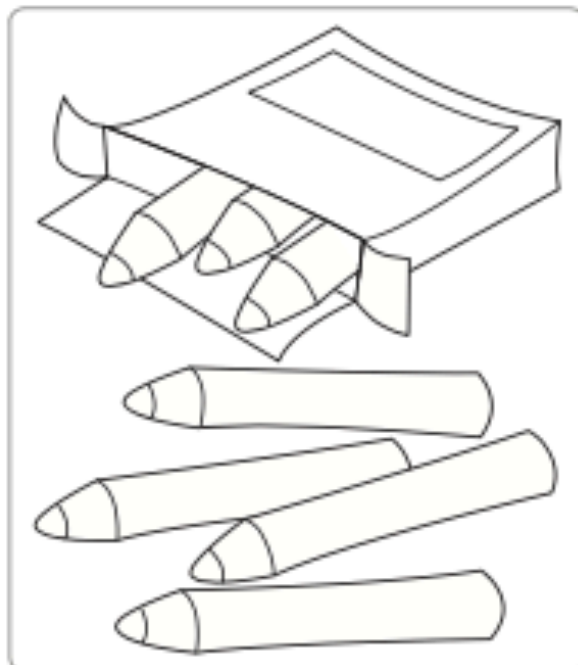
▣ DENTRO, FUORI □●

1 COLORA SOLO CIÒ CHE STA DENTRO □●...

▶ IL CESTO.



▶ LA SCATOLA.



2 COLORA SOLO CIÒ CHE STA FUORI □●...

▶ DALLA FRUTTIERA.




▶ DALLA CUCCIA.



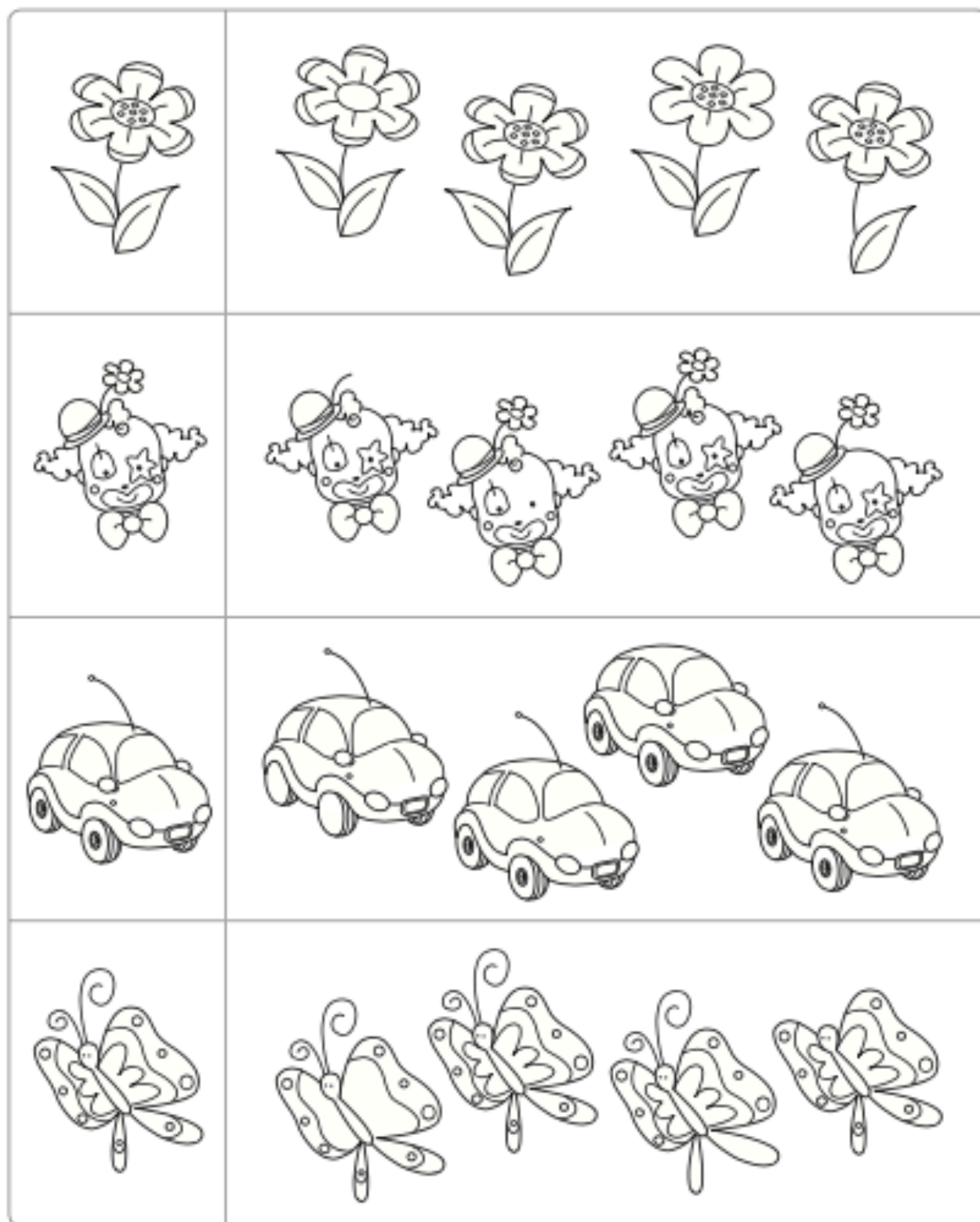
DOVE VANNO?

1 COLORA GLI ANIMALETTI CHE VANNO NEL VERSO INDICATO DALLA →.




TROVARE QUELLO UGUALE

1 COLORA IN OGNI SERIE L'ELEMENTO UGUALE AL MODELLO.



INTRUSO

1 IN OGNI RIGA C'È UN ELEMENTO CHE NON VA D'ACCORDO CON GLI ALTRI.
TROVALO E CANCELLALO CON UNA X.



COPPIE

1 COLLEGA CON UNA → GLI ELEMENTI CHE STANNO BENE INSIEME.

